

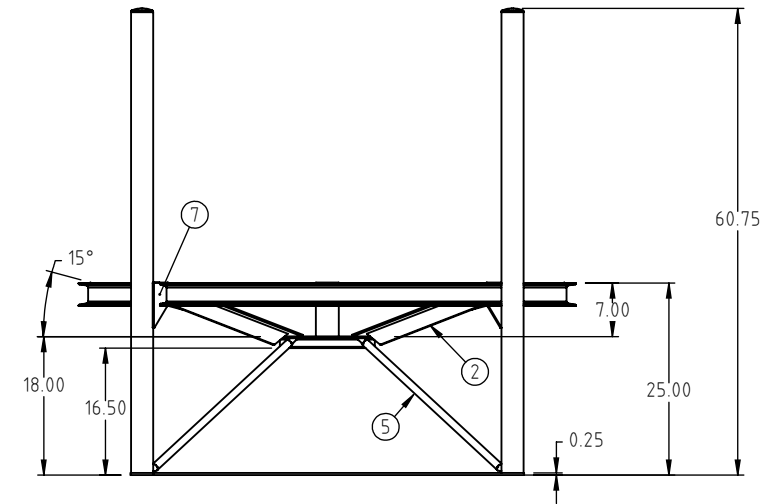
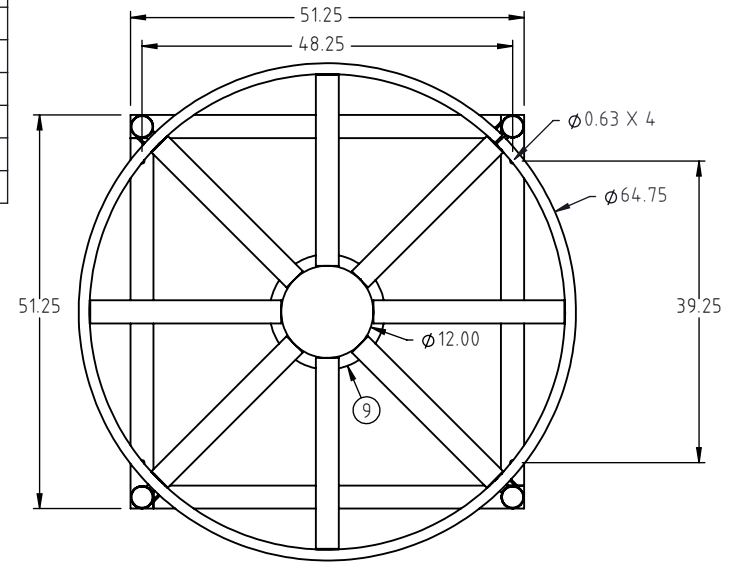
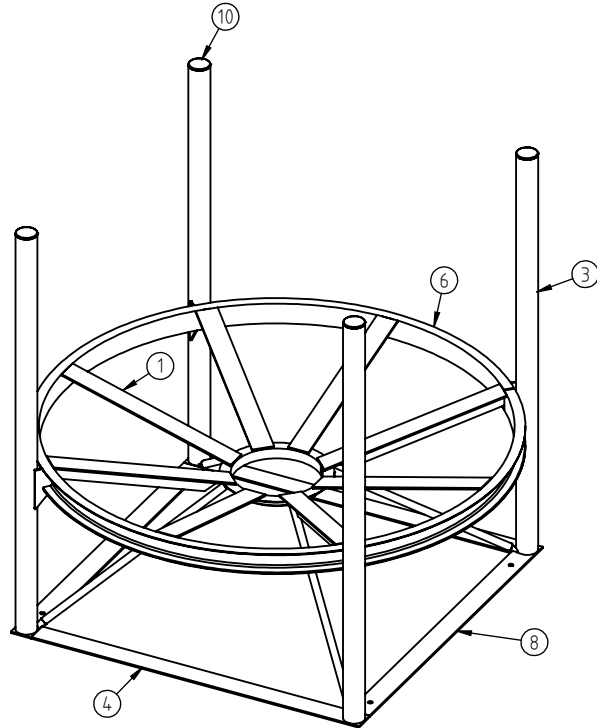
© DEN HARTOG INDUSTRIES, INC.

Copyright. All information furnished within this document, electronic file or design correspondence is the property of Den Hartog industries, Inc. and shall not be used, disclosed to others or copied without the expressed written consent of Den Hartog Industries, Inc.

ITEM NO.	PART NUMBER	DESCRIPTION	QTY.
1	CB064-15ST-1	SIDE SUPPORT STRAP	8
2	CB064-15ST-2	SUPPORT STRAP	4
3	CB064-45ST-3	LEG PIPE	4
4	CB064-45ST-4	BASE STRAP	2
5	CB064-15ST-5	ANGLED SUPPORT PIPE	4
6	CB064-45ST-6	3 INCH CHANNEL RING	1
7	SJ10306	BRACKET, CONE BOTTOM STAND	4
8	CB064-45ST-8	BASE STRAP-HOLES	2
9	RAR-12	ROLLED ANGLE, 12" PLAIN	1
10	12688	PIPE PLUG, 2-1/2" BLACK	4

CB064-15ST

A



A

DRAWN / DATE DHJ 11/30/2015		MATERIAL : SEE COMPONENTS	
APPROD. / DATE REH 12/15/2015		NOTES:	
SHOT WEIGHT: SHIPPING WEIGHT: 320.00 LBS		FINISH: Powder Coat	
THIRD ANGLE PROJECTION ANSI 14.5M			



Den Hartog
INDUSTRIES, INC.

Ace Roto-Mold • Injection Molding • Blow Molding • Sowjoy
4010 HOSPERS DRIVE S. BOX 425, HOSPERS, IOWA 51238-0425

A	UPDATED SHEET FORMAT	SRA	7/20/2023	4447
REV.	DESCRIPTION	BY	DATE	CCN
ALL DIMENSIONS ARE IN DECIMAL INCHES TOLERANCES UNLESS OTHERWISE SPECIFIED				
POLYETHYLENE ±1% @ 68°F		METAL DECIMAL ± .125" FRACTION ± 1/4" ANGLE ± 1°		

DESCRIPTION CB, STAND 64" DIA 15 DEG	
SCALE N.S.	PART NO. CB064-15ST
SHEET 1 OF 1	