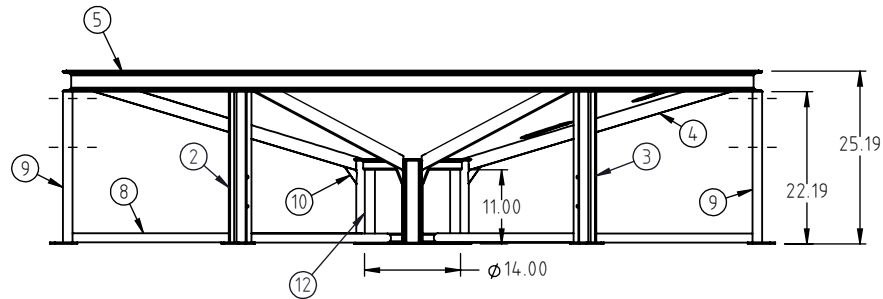
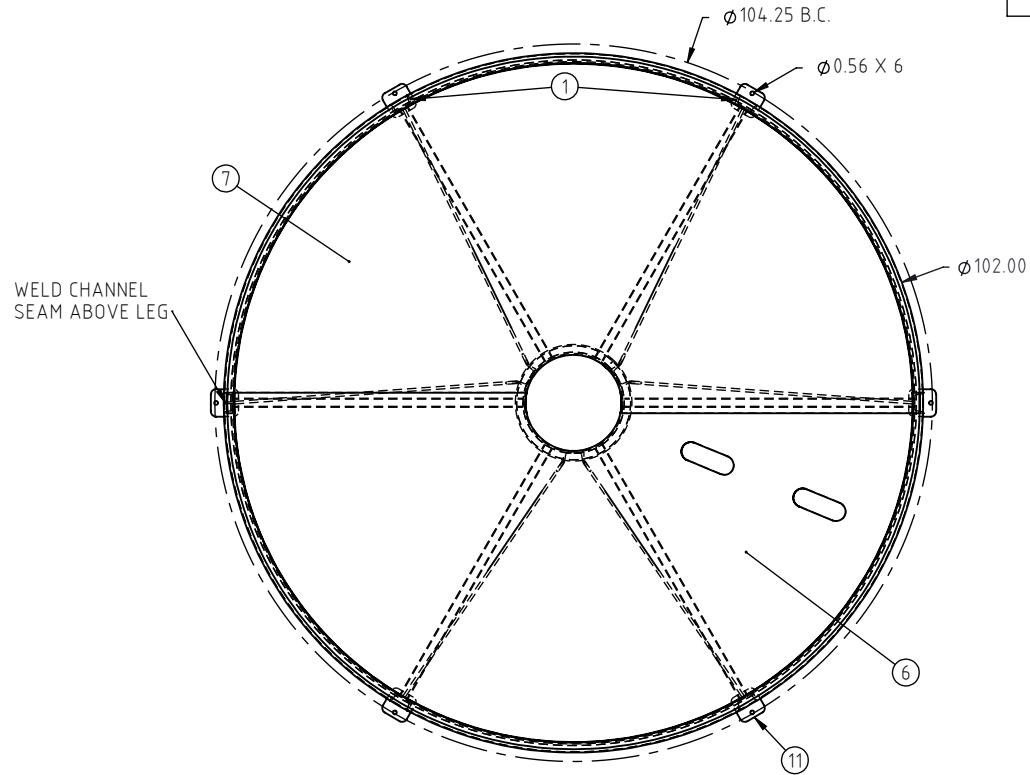



Copyright. All information furnished within this document, electronic file or design correspondence is the property of Den Hartog industries, Inc. and shall not be used, disclosed to others or copied without the expressed written consent of Den Hartog Industries, Inc.

KEY	PART NUMBER	DESCRIPTION	QTY.
1	CB102-15ST-1	CHANNEL LEG	2
2	CB102-15ST-2	CHANNEL LEG-LEFT	1
3	CB102-15ST-3	CHANNEL LEG-RIGHT	1
4	CB102-15ST-4	TANK SUPPORT STRAP	6
5	CB102-15ST-5	CHANNEL RING	1
6	12478	PAN, CB102-15ST, W/HOLES	1
7	12479	PAN, CB102-15ST	1
8	CB102-15ST-8	BASE PIPE	6
9	CB102-15ST-9	CHANNEL LEG-POWDER COAT	2
10	12515	GUSSET	6
11	12750	LEG PAD, 1/4" X 4" X 4"	6
12	12517	CB, CENTER STAND	1



L

L	UPDATED TEMPLATE & DESCRIPTION	BES	7/25/2023	4447	DRAWN / DATE	MATERIAL :
K	CLOCKING OF CB102-15-4 SHOWN ON PRINT & DIMENSION CORRECTED.	ADH	10/26/16	3312	ADH 7/6/2007	SEE COMPONENTS
J	HOLES FOR POWDER COATING ADDED TO TWO LEGS J COMPONENT TABLE UPDATED.	ADH	7/22/11	2254	APPRD. / DATE	
REV.	DESCRIPTION	BY	DATE	CCN	REH 7/18/2007	
ALL DIMENSIONS ARE IN DECIMAL INCHES TOLERANCES UNLESS OTHERWISE SPECIFIED		THIRD ANGLE PROJECTION ANSI 14.5M		SHOT WEIGHT:		NOTES:
POLYETHYLENE		METAL		SHIPPING WEIGHT:		
±1% @ 68°F		DECIMAL ± .125" FRACTION ± 1/4" ANGLE ± 1°		640.00 LBS		
				FINISH: Powder Coat		



Den Hartog
INDUSTRIES, INC.

Ace Roto-Mold • Injection Molding • Blow Molding • Sowjoy
4010 HOSPERS DRIVE S. BOX 425, HOSPERS, IOWA 51238-0425

DESCRIPTION		CB, STAND 102" DIA 15 DEG	
SCALE	N.S.	PART NO.	CB102-15ST
			SHEET
			1 OF 1